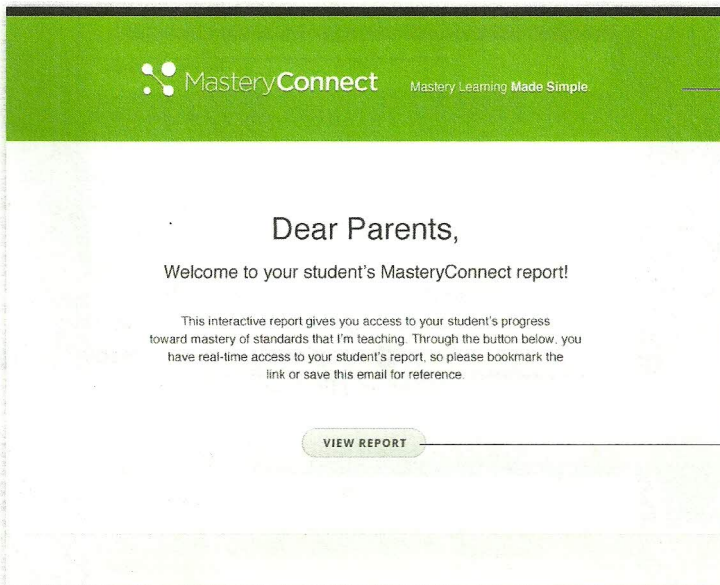


Understanding Mastery Progress Reports



Welcome Email

Your child's teacher will send you an **A email** that includes a link to your child's student progress report. This **B live link** lets you access your child's report at any time and see real-time progress throughout the year.

Mastery Report Overview

MasteryConnect is based on mastery learning, where instead of averaging scores, the latest score "drives mastery." This means you may see your child begin at a remedial level – completely understandable since they haven't learned it yet! Then they move to near mastery then mastery as they come to understand the concept. Later on, he or she may move back into near mastery. This gives your child's teacher a clear picture of what your child understands and what they're retaining.

Standards	Current Status	Assessment 1	Assessment 2
6.RP.A.1	REMEDATION	1 / 3 view	
6.RP.A.2	MASTERY	2 / 2 view	
6.RP.A.3	NEAR MASTERY	0 / 2 view	2 / 3 view
6.NS.A.1			
6.NS.B.2			
6.NS.B.3			
6.NS.B.4			
6.NS.C.5			
6.NS.C.6	REMEDATION	1 / 3 view	
6.NS.C.7			

C The concepts your child is learning are listed by standard. If you **hover over a standard**, you'll see a short description of the concept.

D In MasteryConnect, the **latest score determines mastery**. This lets you see how your student is progressing in understanding a concept.

E Remediation means "Not Yet" in your child's MasteryConnect Progress Report. You will often see remediation when your child's teacher gives a pre-assessment.

F Click the **"Reports"** link to view various mastery reports pertaining to your child.

Understanding Mastery Progress Reports

Mrs. Cindi Dunford's 6th Grade Math Class

Student Report: Harris, Brenden

Standards	Current Status	Assessment 1	Assessment 2
6.RP.A.1	REMEDATION	1 / 3 view	
6.RP.A.2	MASTERY	2 / 2 view	
6.RP.A.3	NEAR MASTERY	0 / 2 view	2 / 3 view
6.NS.A.1			
6.NS.B.2			
6.NS.B.3			
6.NS.B.4			
6.NS.C.5			
6.NS.C.6	REMEDATION	1 / 3 view	
6.NS.C.7			

Resources

You can find many resources in your student's report. Resources include the concepts being taught, notes and resources provided by your child's teacher, and coming soon – playlists you and your child can look at together to reinforce and/or enrich your child's learning!

A Clicking on any standard will open a window showing the **B** full concept and **C** additional notes and resources. What you find here will depend on which subject you're looking at and which details your child's teacher chooses to include.

Ratios & Proportional Relationships

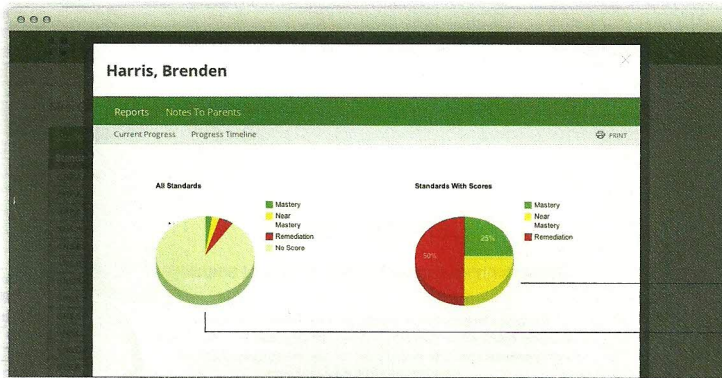
Standard Math Practice Standards Notes

6.RP.A.1
Understand ratio concepts and use ratio reasoning to solve problems.
1 Understand the concept of a ratio and use ratio language to describe a ratio relationship between two quantities. For example: "The ratio of wings to beaks on the bird in the zoo was 2:1, because for every 2 wings there was 1 beak." "For every vote candidate A received, candidate C received nearly three votes."

Assessments

D Click on "view" by any assessment to view assessment information including the actual assessment, the answer key, the answers your child chose, and a classroom-level item analysis. What you see will depend on what your child's teacher includes. Sometimes this information is "hidden" until all students have taken the assessment, if the assessment is going to be used again or for other reasons.

Understanding Mastery Progress Reports



B
A

Reports

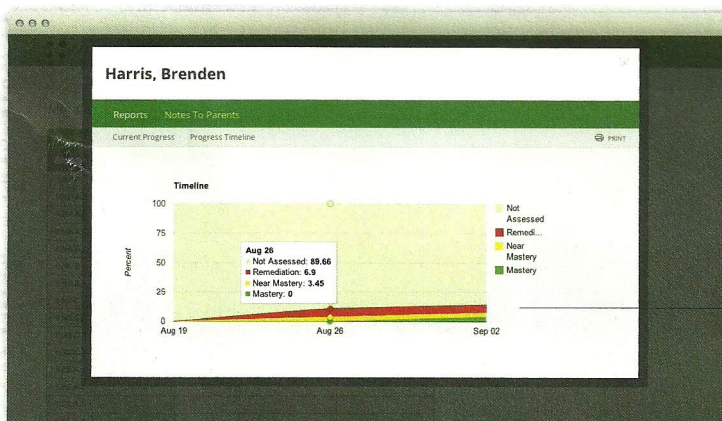
Your child's progress report includes reports that let you follow how your child is progressing. Both types of reports show the number of standards assessed and the percentage of standards in mastery, near mastery and remedial stages. The timeline report also gives you a year-long picture of when the standards have been assessed.

A This pie graph shows how many standards your child has been assessed on so far. The white portion of the graph are unassessed standards.

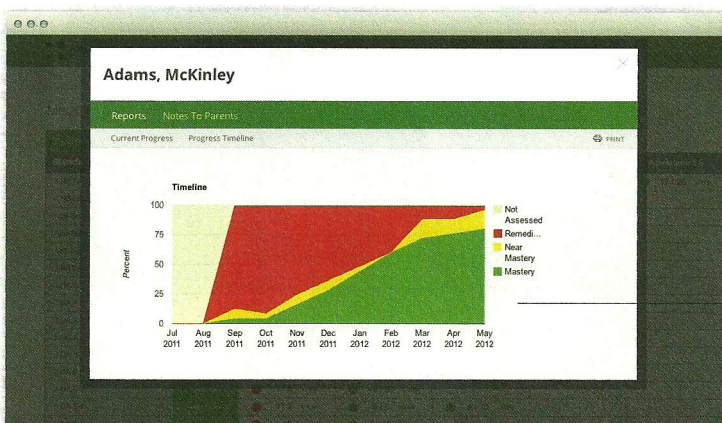
B This pie graph shows how your child is doing for **only the standards he or she has been assessed on**. Remember! Red may mean pre-assessment!

C If your timeline looks like this, your teacher is assessing standards in smaller groups—no big "all standard" pre-assessment has been given here.

D If your timeline looks like this, your teacher assessed every (or almost every) standard in a pre-assessment. Remedial red means "I haven't learned this yet."



C



D

The best part of your child's progress report is that it is updated in real time! The day your child's teacher gives an assessment, it shows up in the report. So enjoy following your child's learning this year, and keep on trackin'!